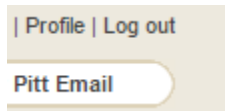


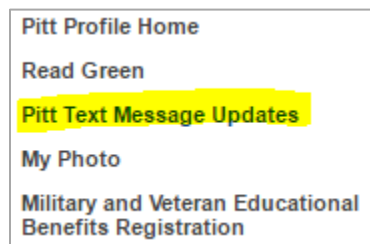
Want to receive HR Benefits news and notifications in your inbox?

Follow these easy instructions to get on the list!

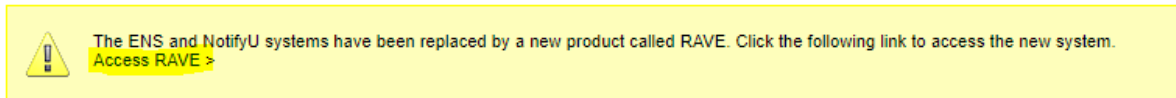
1. Sign up for the HR Benefits Notify U list by going to my.pitt.edu and selecting the profile link at the top of the page.



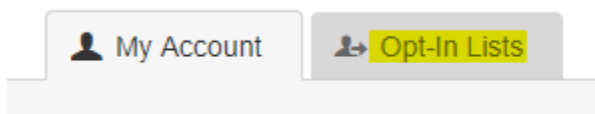
2. Once on the profile page, select the Pitt Text Message Updates link to manage their Notify U subscribed lists. (located on left side)



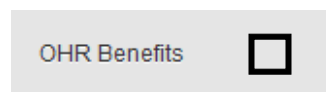
1. Click on the "Access RAVE" link in the yellow box.



2. Click "Opt-in Lists" at the top of the page.



3. Check the OHR Benefits box



That's it! You will receive a message confirming that your preferences were updated.

Encountering technical difficulty or have questions? Email: nddwyer@pitt.edu.